



PYRO FIRES

WARMING YOUR **HOME**, NOT THE **ENVIRONMENT**



THIS BROCHURE IS PRINTED ON
100% RECYCLED PAPER

U.L.E.B - ULTRA LOW EMISSION BURNERS

PYRO CLASSIC & PYRO MINI



PYRO CLASSIC A TRUE KIWI INNOVATION

PYRO MINI PERFECT FOR SMALLER HOMES

- Ultra Low Emission Burner
- Suitable for homes 100m² - 200+m²*
- Available with a 3.7kW high output wetback**
- New Zealand's only Clean Air approved wood fire to burn overnight as per manufacturers operational instructions
- Very low 1.1kg per hour fuel consumption rate
- Genuine heavy duty cooktop with optional oven
- Dimensions: 455mm (W) x 625mm (H) x 645mm (L)

- Ultra Low Emission Burner
- Perfect for homes less than 140m²*
- Available with a 1.5kW wetback booster**
- Clean Air approved low emission burner
- Very low 0.9kg per hour fuel consumption rate
- Genuine heavy duty cooktop
- Dimensions: 455mm (W) x 625mm (H) x 452mm (L)

The Pyro Classic is New Zealand's cleanest, most efficient wood fire.

With industry leading efficiency it can achieve a 12 hour burn time.

Pyro Classic with Small Woodbin



The Mini is a scaled-down Classic that retains all its benefits, including low fuel-consumption and low emissions.

The Mini is a smaller wood fire with large capacity for heat storage that keeps your home warmer for longer.

*Depending on house type
**Wetback booster option has not been tested for ULEB installation.

Pyro Mini with Raised Bench



The Pyro Classic has been tested to the following standards: AS/NZS4012:1999 • AS/NZS4013:1999 • AS/NZS4012:2014 • AS/NZS4013:2014 • AS/NZS2918:2001 • EN13240:2001 • A2:2004 • ECAN authorisation LEB: 121121 (Dry), 121122 (Wet) 194576 (ULEB Dry)

The Pyro Mini has been tested to the following standards: AS/NZS4012:2014 • AS/NZS2918:2001 • ECAN authorisation LEB: 174996 (Dry), 175008 (Wet) 193584 (ULEB Dry)

OVER 100
COLOUR
OPTIONS



Choose from our full range of Dulux Powder Coating options

www.duluxpowders.co.nz/colour/



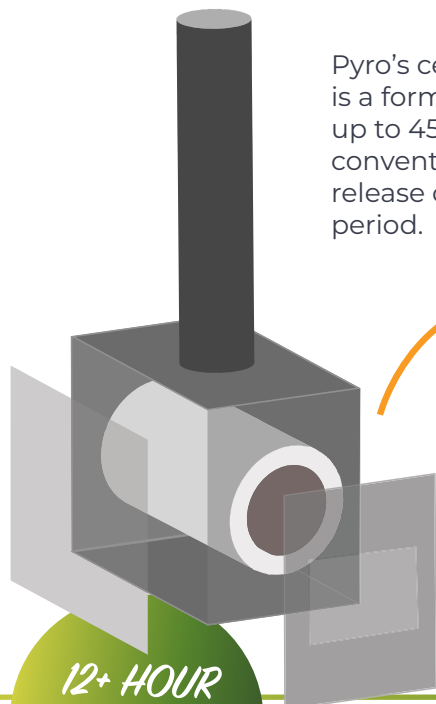
**15 FIREBOX
YEAR WARRANTY**

WARRANTY: The ceramic firebox in a Pyro is warranted for 15 years against defective material or workmanship, provided the fire is used and installed according to the manufacturer's operating and installation instructions. All other items are warranted for 12 months. This warranty does not cover damage or failure caused by tampering, carelessness, abuse or misuse. NOTE: The warranty commences upon the date of purchase from an authorised Pyro retailer and only applies to the original purchaser and initial installation, it cannot be transferred.

Hand-Built in
HAWKE'S BAY
NEW ZEALAND



BURN LESS WOOD




12+ HOUR
OVERNIGHT
BURN

MORE EFFICIENT

The genuine overnight burn keeps your home warmer for longer.

Pyro's ceramic chamber, the **Heat Sustainer**, is a formidable thermal mass weighing in at up to 45kg. It stores more heat than any other conventional fire through a slow and even release of its stored heat over an extended period.

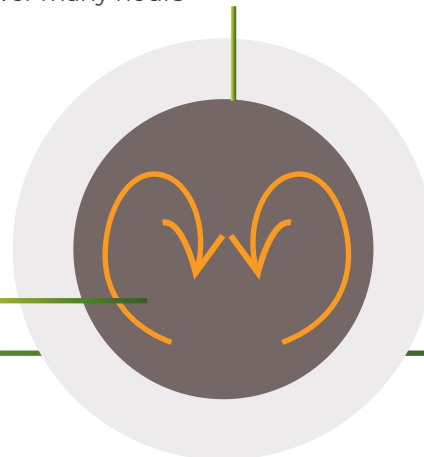


Circular encapsulation for a more complete burn and improved fuel extraction

SCAN TO VIEW A
SHORT VIDEO OF A
12 HOUR TIMELAPSE
OF A PYRO CLASSIC
OVERNIGHT BURN



Over 30mm thick ceramic absorbs and stores heat allowing for an even release over many hours



HEALTHIER

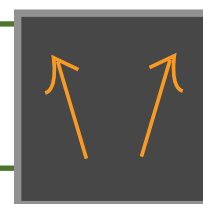
The prolonged release of heat from the Heat Sustainer (even after the actual fire has burned down) helps fight off one of the leading causes of dampness in cold homes.

MORE COST EFFECTIVE

Compared to a steel firebox, a hot ceramic chamber will burn less wood to maintain its temperature.



HEAT SUSTAINER *VS* CONVENTIONAL STEEL FIREBOX



30mm Thick Ceramic

Ceramic not only absorbs and stores more heat than steel, it also releases it slower and more evenly. As a result, less wood is burned to maintain a warm home.

Cylindrical Design

Circular encapsulated flames allow for a more complete burn and extraction of fuel from your wood.

Ceramic Cylinder

Is indestructible to heat beyond what burning wood can achieve.

Steel

Absorbs heat rapidly, but can't store it. Heat escapes just as quickly as it appears, using more wood to heat your home.

Rectangular Box

Flames escape to the corners leading to an incomplete burn and extraction of fuel from the wood.

Welded Steel

Is destructible to heat. Expands and contracts as it heats up and cools down, compromising the integrity of the welded firebox over time.

WHAT IS AN ULTRA LOW EMISSION BURNER?

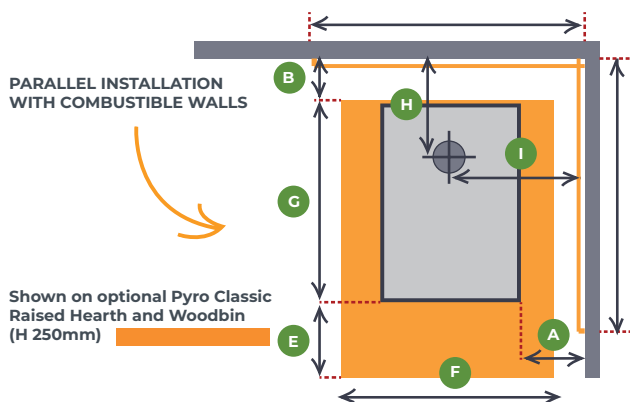
ULEB's meet some of the world's toughest real world emissions testing criteria. Enjoy all the benefits of a wood fire without risking excessive harm to the environment. Both Pyro Fires comply with all of NZ regional council ULEB clean air requirements.



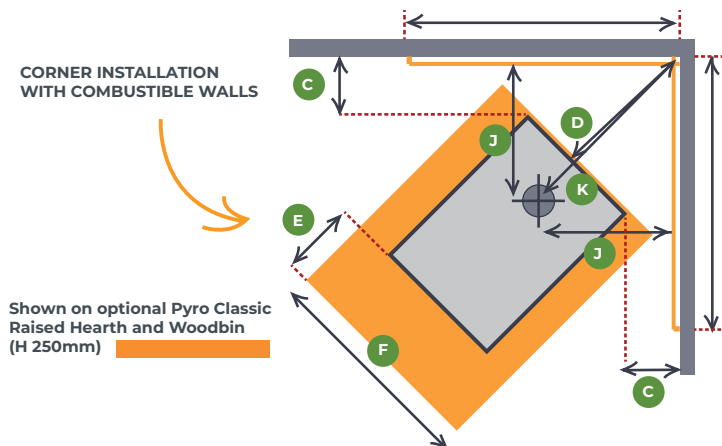
ULEB
Certified



WALL CLEARANCES



CORNER INSTALLATION WITH COMBUSTIBLE WALLS



PYRO INSTALLED WITH WALL SCREENS Note: Flue shield not required

	A	B	C	D	E*	F	G	H	I	J	K
Classic	145mm	105mm	115mm	390mm	300mm	680mm	650mm	245mm	373mm	370mm	530mm
Mini	145mm	105mm	115mm	390mm	300mm	680mm	460mm	245mm	373mm	370mm	530mm

PYRO INSTALLED DOUBLE FLUE SHIELD Note: Wall screens not required

	A	B	C	D	E*	F	G	H	I	J	K
Classic	290mm	270mm	170mm	456mm	300mm	680mm	650mm	410mm	518mm	421mm	569mm
Mini	290mm	270mm	170mm	456mm	300mm	680mm	460mm	410mm	518mm	421mm	569mm

PYRO INSTALLED WITH COMBUSTIBLE OR UNPROTECTED WALLS

	A	B	C	D	E*	F	G	H	I	J	K
Classic	480mm	350mm	370mm	470mm	300mm	680mm	650mm	490mm	708mm	623mm	880mm
Mini	480mm	350mm	370mm	470mm	300mm	680mm	460mm	490mm	708mm	623mm	880mm

*Subject to Hearth Requirements below

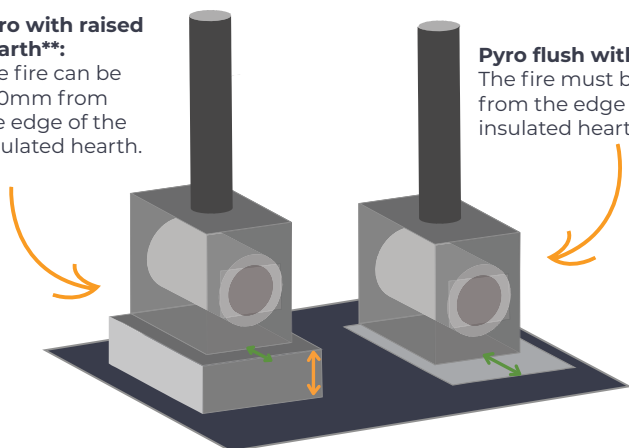
HEARTH REQUIREMENTS

If the insulating hearth is installed flush with the surrounding combustible floor, there must be a minimum distance of 370mm from the front of the fire, to the edge of the *insulated hearth.

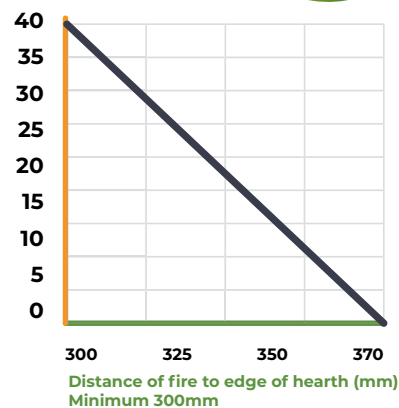
By raising up your fireplace you can decrease the distance required (with a minimum of 300mm.) Our raised benches and woodbins are a great option!

Pyro with raised hearth:**
The fire can be 300mm from the edge of the insulated hearth.

Pyro flush with floor:
The fire must be 370mm from the edge of the insulated hearth.



Height of fire from combustible floor (mm)
From 40mm and higher the distance does not decrease from 300mm



TURN THE PAGE TO
VIEW OUR HEARTH
AND WOODBIN
OPTIONS

***Insulated Hearth** - As an alternative to our hearth and wood bin options, you can use a minimum of a 20mm+ thick non-combustible insulated board with a non-combustible top or a 50mm+ thick masonry slab.

****The small raised Woodbin** options require a minimum of a 4mm thick layer of non-combustible material installed underneath to meet all the necessary clearances.

PYRO ACCESSORIES



WOOD HEARTHES & BINS

Lift your Pyro fire to the perfect height for operating your wood fire with one of our hearth options. The woodbins are reversible, one side for stacking wood or turn around and use as a storage drawer for your tools and kindling, giving you the ultimate flexibility. All are available in Black Ripple or Graphite Ripple.



WOOD BENCH
IN GRAPHITE
RIPPLE

A modern and updated new look raised bench with ash floor protector.



LARGE
WOODBIN
IN GRAPHITE
RIPPLE

A direct replacement for a traditional insulated tiled hearth, this woodbin meets all clearances.



SMALL
WOODBIN IN
BLACK RIPPLE

Ideal for installations when a hearth is not required because the floor itself meets the standards for a non combustible floor.

Enjoy the convenience of this stylish log rack. Available in Black or Graphite Ripple finish.

Dimensions:

Width 800mm
Height 1000mm
Depth 300mm

LOG
RACK



Roast and bake to perfection on your Pyro Classic with our handy oven, mitt and trivet set. Available in Black or Grey painted finish to match your fire.



COOKTOP
SET

Wall screens will significantly reduce the minimum required safety distances by protecting the walls from the hottest parts of the fire. Available in over 100 different colours, they offer a stylish and practical solution compared to an industry-standard flue shield.

Standard: W 550mm x H 800mm x D 25mm

IV Corner: W 900mm x H 800mm x D 25mm (pair)

Custom: We can accommodate most sizes. All custom wall screens will incur additional charges.

Pyro Fires can be installed with a double skin half round flue shield, or for minimum clearances from combustible walls, a correctly sized wall screen must be installed.

Alternatively you can install a Pyro Fire without wall screens if you choose to use a non-combustible wall board and install it as per the manufacturer specifications.

Usually this involves ensuring a 25mm ventilated air gap is maintained between the wall board and any timber framing, through the bottom, up between the combustible surface and the screening material and out of the top similar to our wall screens.

In some instances the wall may not contain any combustible material and therefore will not require any screening.

Pyro Fires wall screens now have an easy to install hanging system which requires just 2 fixing holes per screen.



WALL
PROTECTION

OVER 100 COLOUR OPTIONS

Choose from our full range of Dulux Powder Coating options

www.duluxpowders.co.nz/colour/

VISIT PYROFIRES.CO.NZ/GALLERY TO
VIEW OUR COLOUR OPTIONS IN ACTION

WHY CHOOSE A PYRO?



TO COMPLETELY OFFSET OUR COMPANY'S CARBON EMISSIONS, WE'VE DONATED TO ONETREEPLANTED TO PLANT HUNDREDS OF NATIVE TREES IN NEW ZEALAND. THIS DONATION IS IN ADDITION TO THE THOUSANDS OF TREES THAT WE WILL BE PLANTING ON BEHALF OF OUR CUSTOMERS.



CHOOSING TO HEAT YOUR HOME WITH A PYRO FIRE WILL REMOVE 10 TONNES OF CO² FROM THE ENVIRONMENT

We've teamed up with OneTreePlanted to plant over twenty native trees for every Pyro, removing ten tonnes of CO² from the environment per fire.

But what does that mean for you?

The amount of CO² your Pyro Fire will emit in its lifetime is completely offset.

Wood is the only carbon sequestered, solar embedded renewable fuel in a human lifetime. This makes it an environmentally considerate way to warm your home. Conserving and replacing our natural resources are the heart of true sustainability, allowing us to get to the root of the climate issue.



ONETREEPLANTED

OUR HISTORY

The Pyro Classic was developed by scientists at the New Zealand Department of Scientific & Industrial Research. They were tasked with creating the ultimate solution for heating a home in the most economic and environmentally conscious way and so, after years of design and research, the Pyro Classic was born.

For more than 40 years, this unique kiwi fire has led the world market in heating efficiency.



DEALERS STAMP

Visit www.pyrofires.co.nz
for more information.